



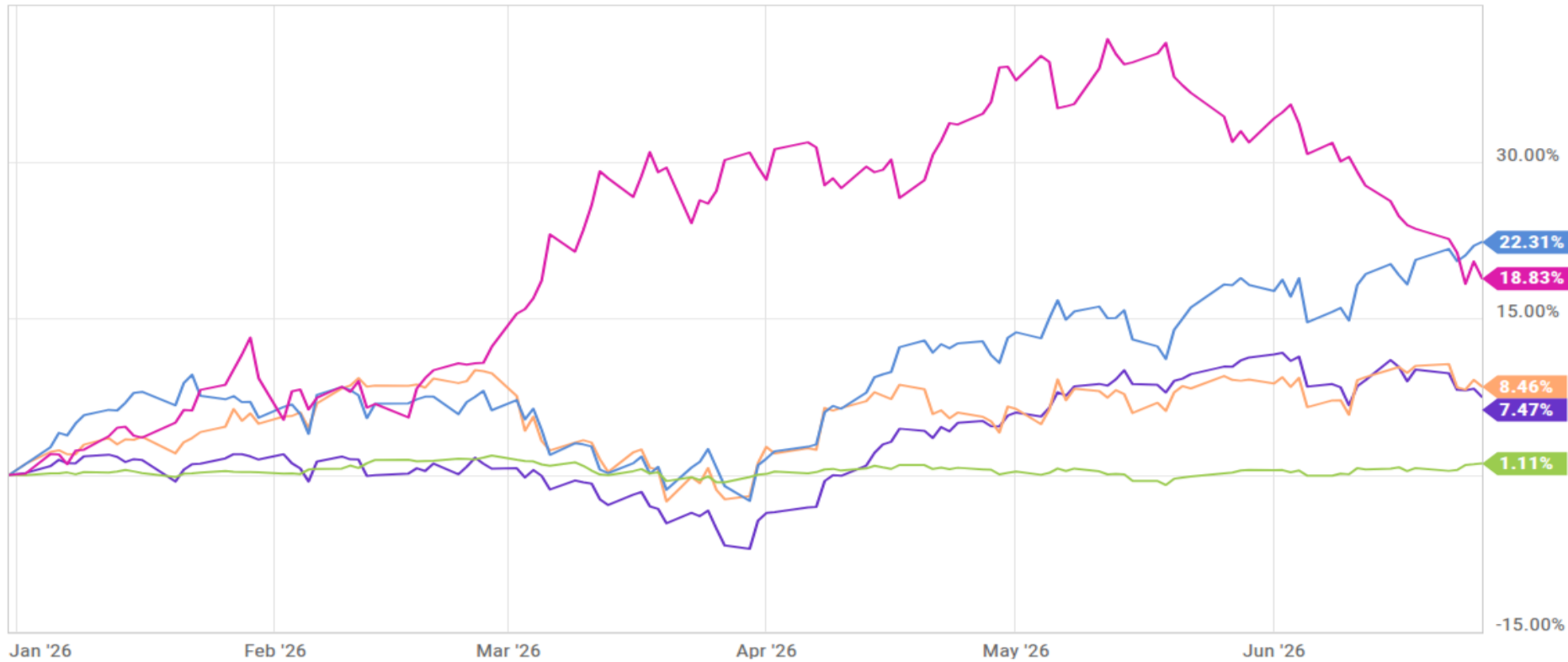
Two-Minute Market Focus

June 29, 2026

Supporting Charts + Commentary

2026 Performance

	VAL
SPDR S&P 500 ETF TRUST - SPDR S&P 500 ETF Trust Total Return	7.47%
iShares Trust - iShares MSCI EAFE ETF Total Return	8.46%
iShares Trust - iShares Russell 2000 Index Fund Total Return	22.31%
iShares Trust - iShares Core U.S. Aggregate Bond ETF Total Return	1.11%
Invesco DB Commodity Index Tracking Fund - Units of fractional undivided beneficial interest Total Return	18.83%



US Small Company Stocks

Commodities

International Developed Mkt Stocks

US Large Stocks

US Total Mkt Bonds

Date Range: 12/31/2025 - 06/26/2026

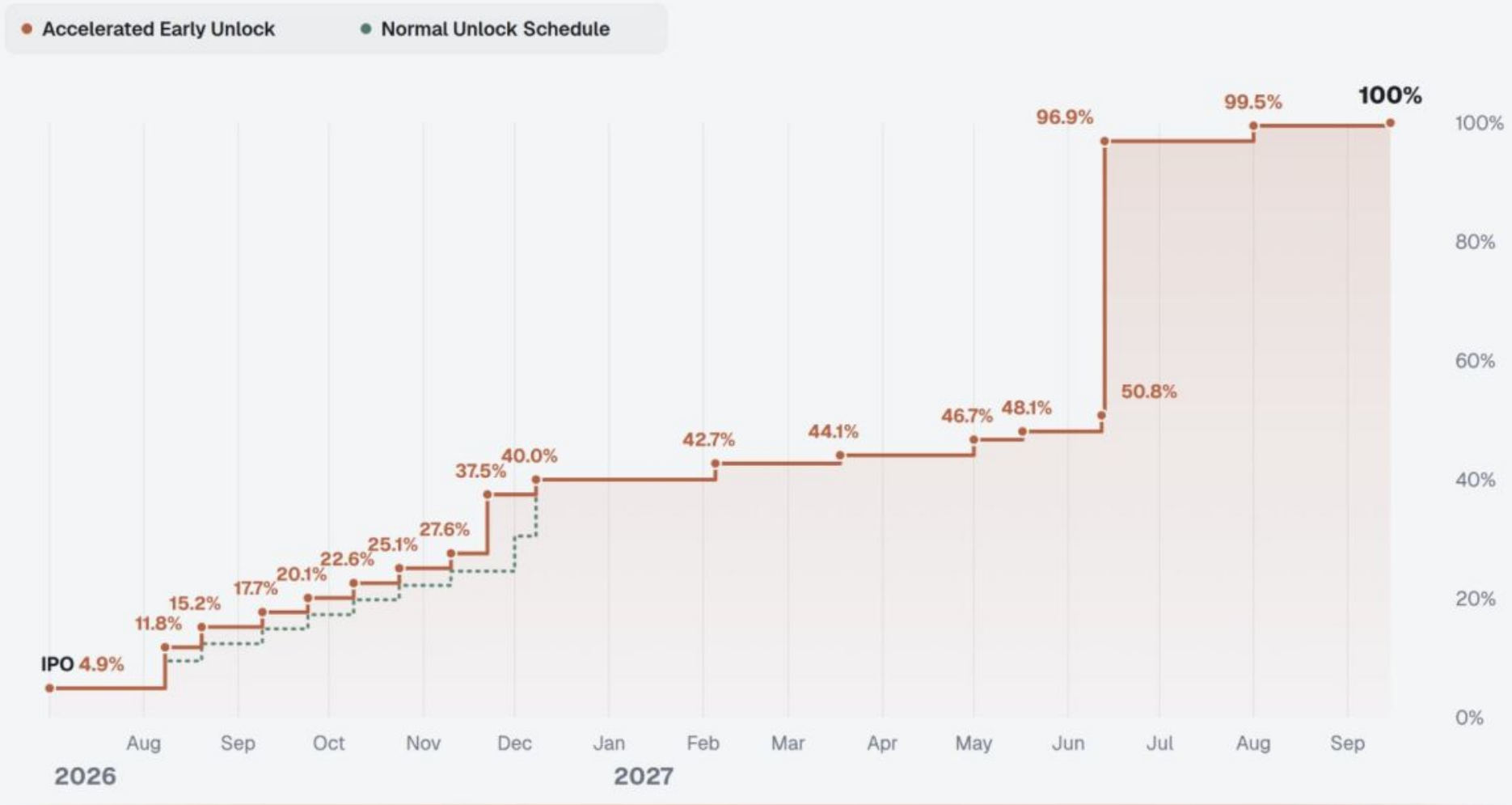


Jun 29, 2026, 9:38 AM EDT Powered by YCHARTS



Please see important disclosures at the end of this presentation.

Chart #1: SpaceX Supply Unlock Timeline



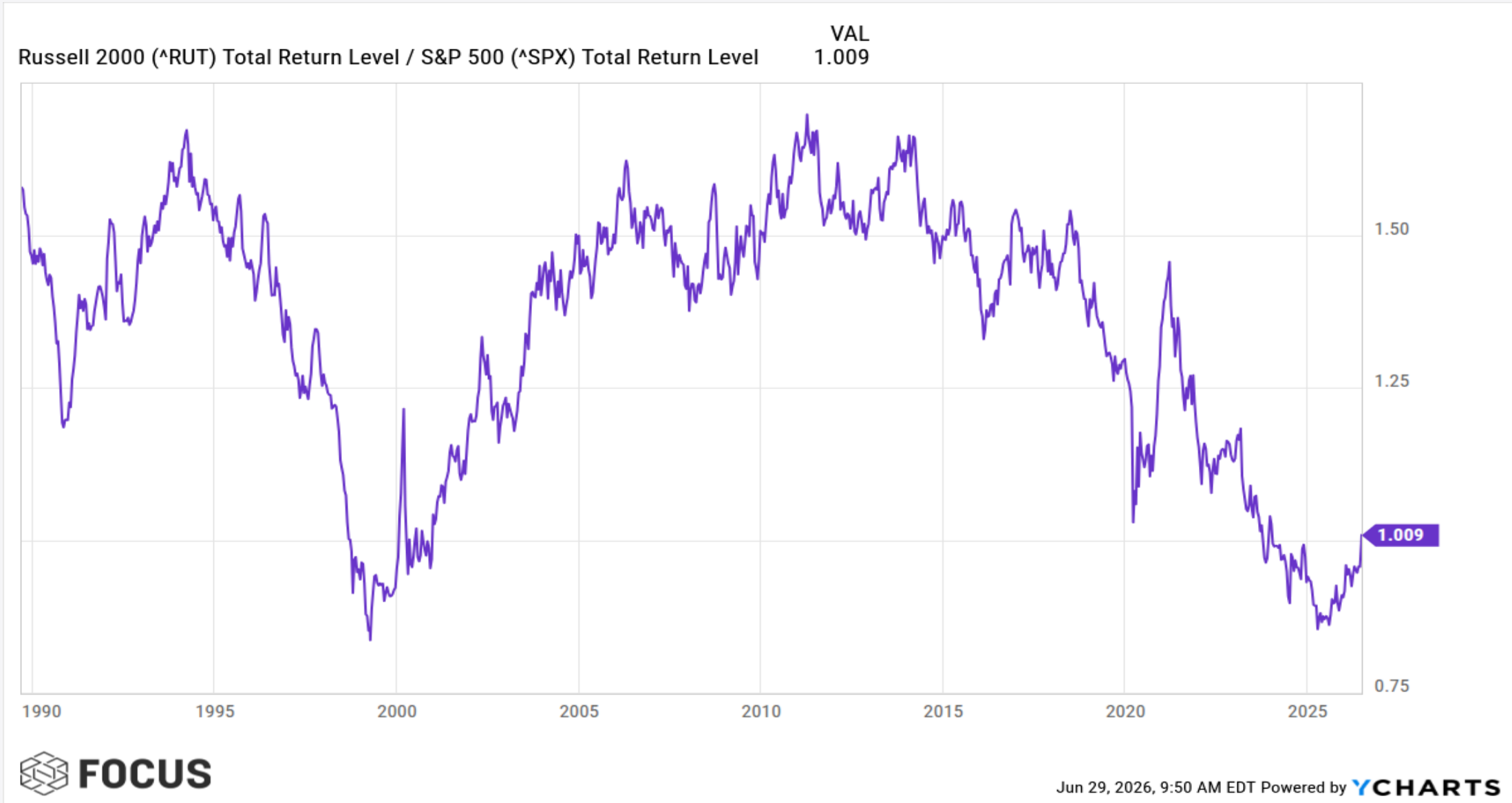
Source: SEC prospectus (Jun 2026), figures approximate

Rand Group Research

More at @randgroup

Source: Rand Group Research

Chart #2: Small Company Rotation



Appendix



Correction / Recession Indicators

Market Price Indicators		Economic Indicators		Sentiment Indicators	
Commodities Trend (50 Day Moving Average) ¹	Declining	Continued Unemployment Claims (mln) ²	1,730	CNN Fear/Greed Index ³	Fear
S&P 500 Trend (200 Day Moving Average) ¹	Advancing	GDP Nowcast (1.5-2.5% ave) ⁵	2.5%	AAll % Bulls Sentiment (39% ave) ⁴	44.9%
High Yield Credit Spreads (579 bps ave) ²	278	Case-Schiller 20 Mkt HPI (y/y) ⁶	0.83%	Volatility Index (13-19 ave) ¹	18.0
BBB Credit Spreads (172 bps ave) ²	95	US ISM Manufacturing (>50= expansion; 48-52) ²	54.0	CBOE Total Put/Call Ratio (range = 0.9 to 1.1) ¹	1.12
Yield Curve 10yr – 3M (175 bps ave) ²	55	US ISM Services (>50= expansion; 48-52) ²	54.5	% S&P 500 Stocks Above the 200 Day Moving Average (40-60 ave) ¹	65.4
Yield Curve 10yr -2yr ²	31	Headline Consumer Price Index (y/y) ²	4.2%	Total Positive	8 / 19
NYSE Advance/Decline Line (month/month) ¹	Advancing	Leading Economic Index (m/m) ₂	-0.1%	Total Negative	4 / 19

Sources: (1) Stockcharts.com (!ADLINENYA, \$SPXA200R.), (2) YCharts. (3) CNN.com, (4) American Association of Individual Investors, (5) Atlanta Federal Reserve, (6) YCharts

Disclosures

Services are offered through Focus Partners Wealth, LLC (“Focus”), an SEC registered investment adviser with offices throughout the country. Registration with the SEC does not imply a certain level of skill or training and does not imply that the SEC has endorsed or approved the qualifications of Focus or its representatives. Focus has been part of the Focus Financial Partners partnership since 2011.

The information in this communication is educational and general in nature and is not intended to be, nor should it be construed as, specific investment, tax, or legal advice. Individuals should seek advice from their wealth advisor or other advisors before undertaking actions in response to the matters discussed. No client or prospective should assume the above information serves as the receipt of, or substitute for, personalized individual advice.

This communication represents the opinions of Focus Partners or its representative, may contain forward-looking statements, and presents information that may change. Nothing contained in this communication may be relied upon as a guarantee, promise, assurance, or representation as to the future. Past performance does not guarantee future results. Market conditions can vary widely overtime, and certain market and economic events having a positive impact on performance may not repeat themselves. Investing involves risk, including, but not limited to, loss of principal. Focus Partners' opinions may change over time due to market conditions and other factors. Numerous representatives of Focus Partners may provide market opinions that vary. The appropriateness of a particular investment or strategy will depend on an investor's individual circumstances and objectives.

The indices are shown for comparative purposes to establish current market conditions. The index returns displayed are unmanaged and do not reflect the deduction of any fees or expenses and assumes the reinvestment of dividends and other income. You cannot invest directly in an index.

This communication is prepared using third party sources. Focus Partners considers these sources to be reliable; however, it cannot guarantee the accuracy or completeness of the information received. Focus Partners does not undertake an obligation to update the information herein at any time after the date of publication.

Please be advised that Focus Partners Wealth only shares video and content through our website or other official sources. Services and investment advice are only provided pursuant to an advisory agreement with the client.